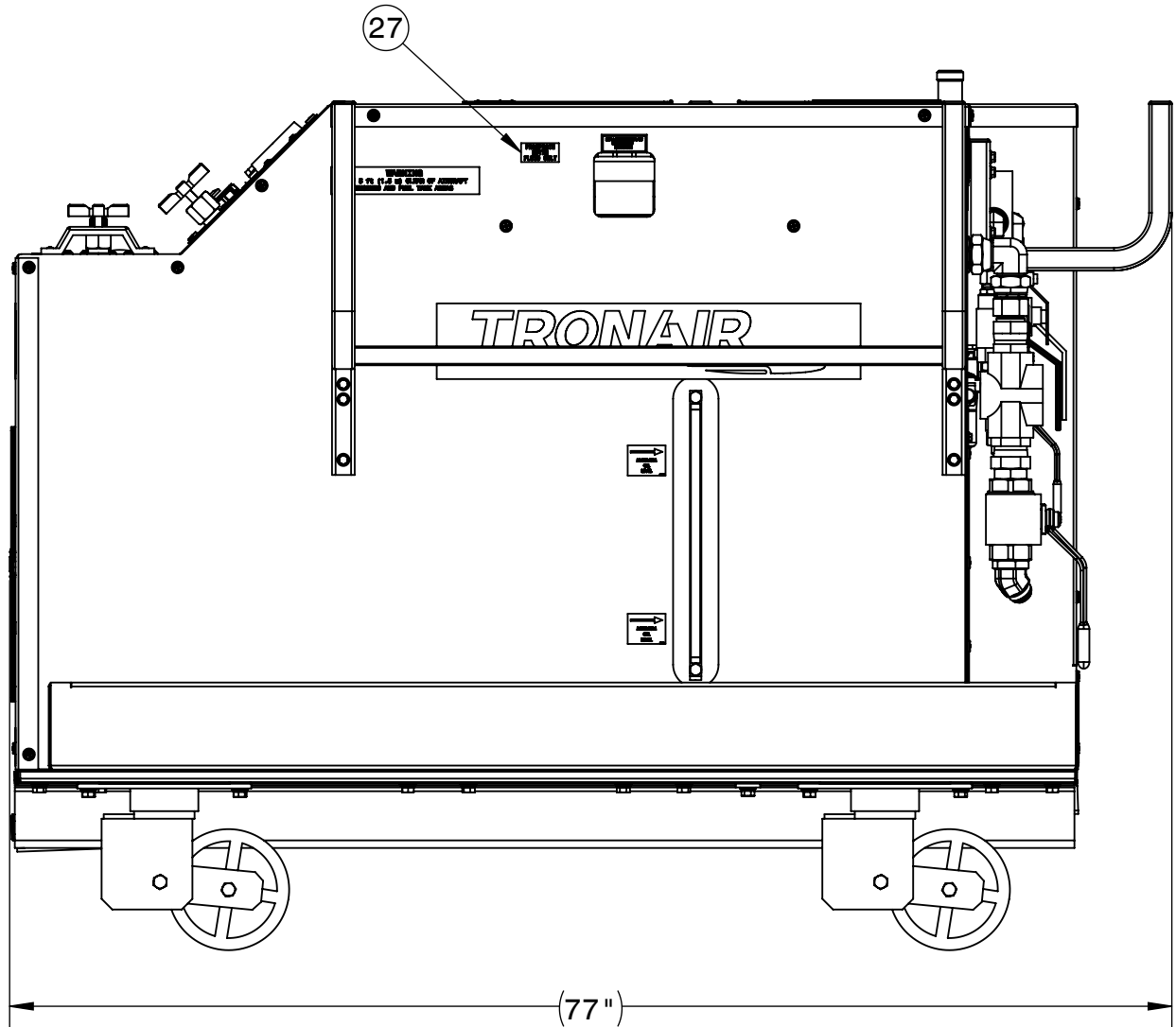
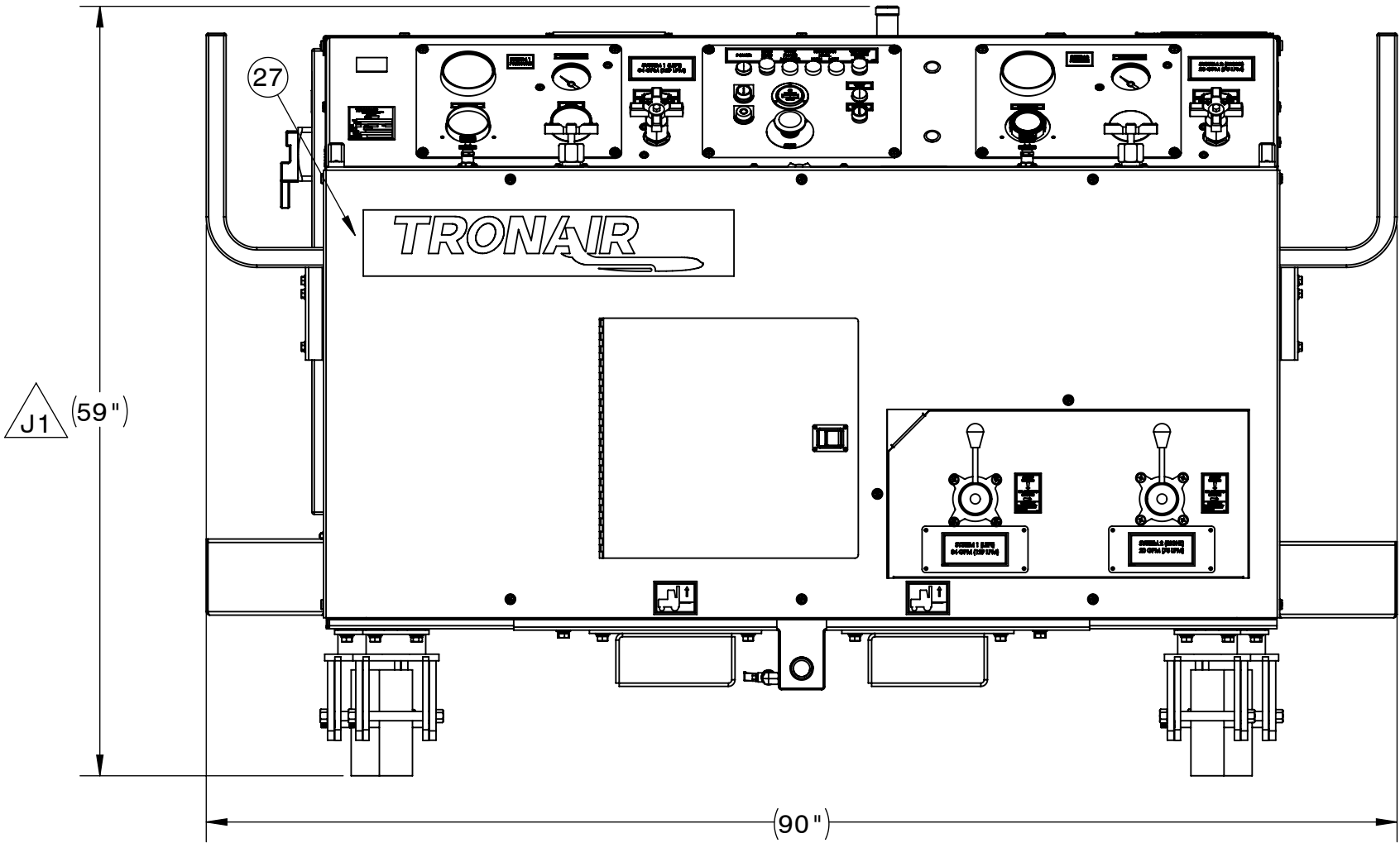
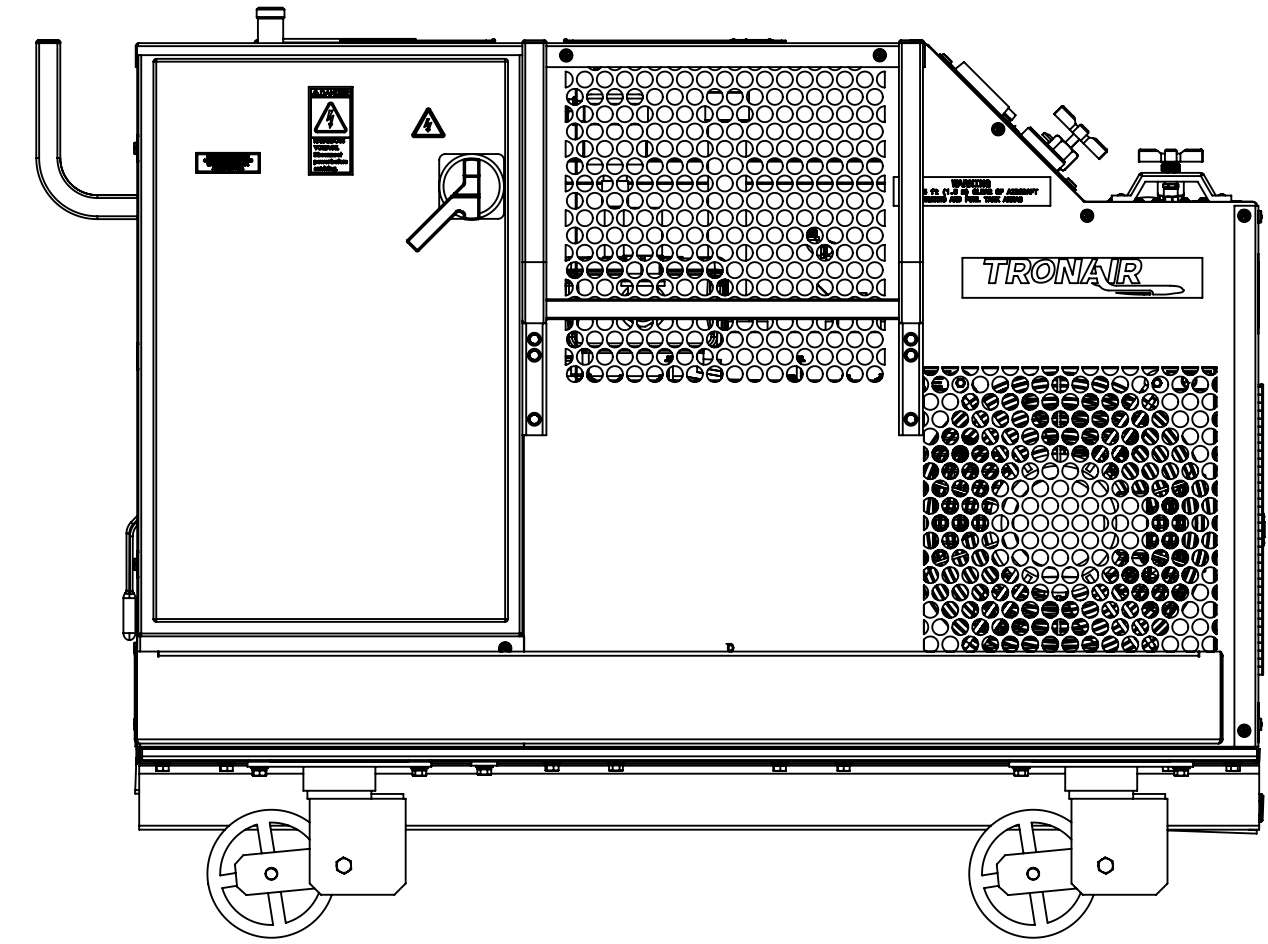
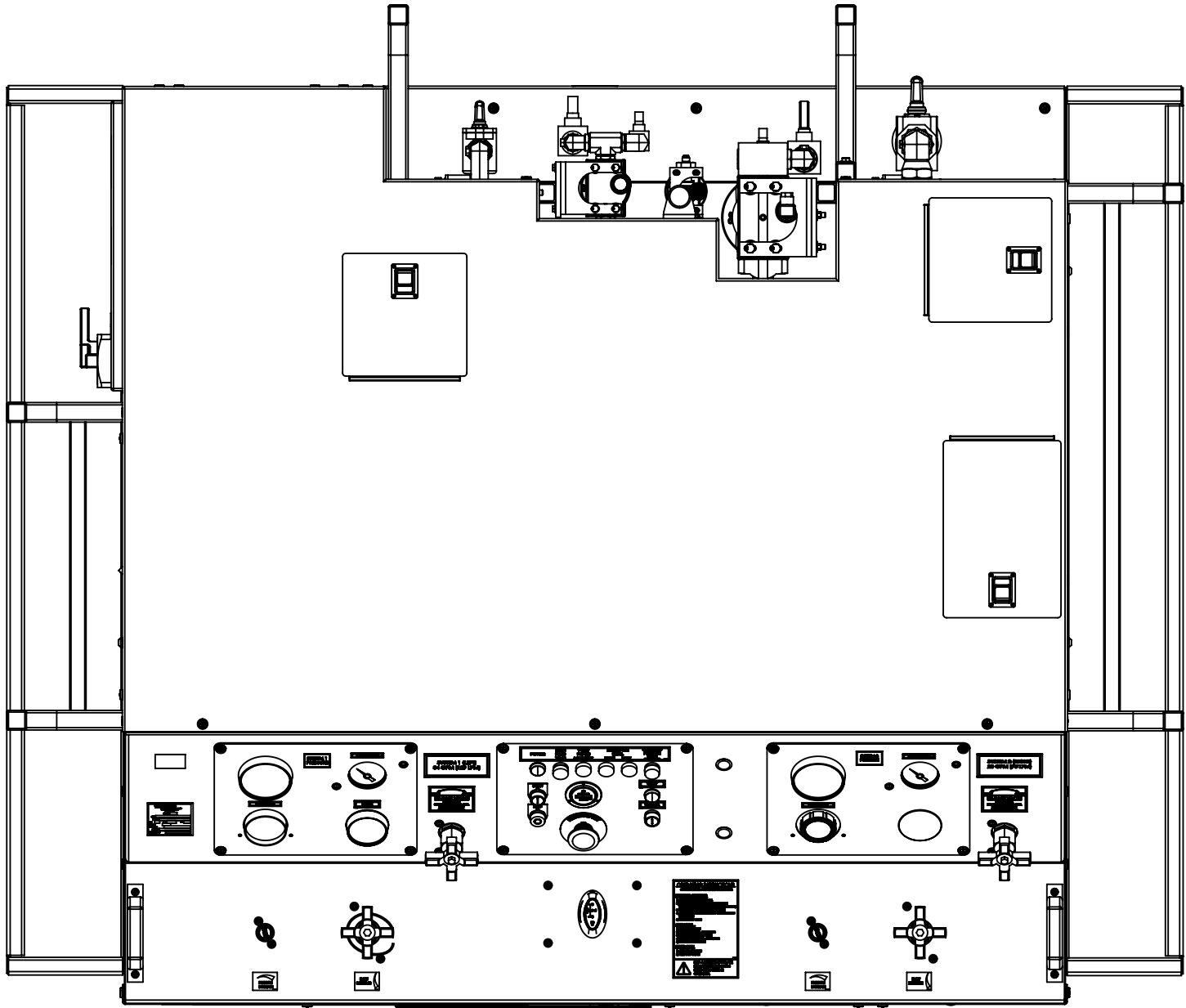
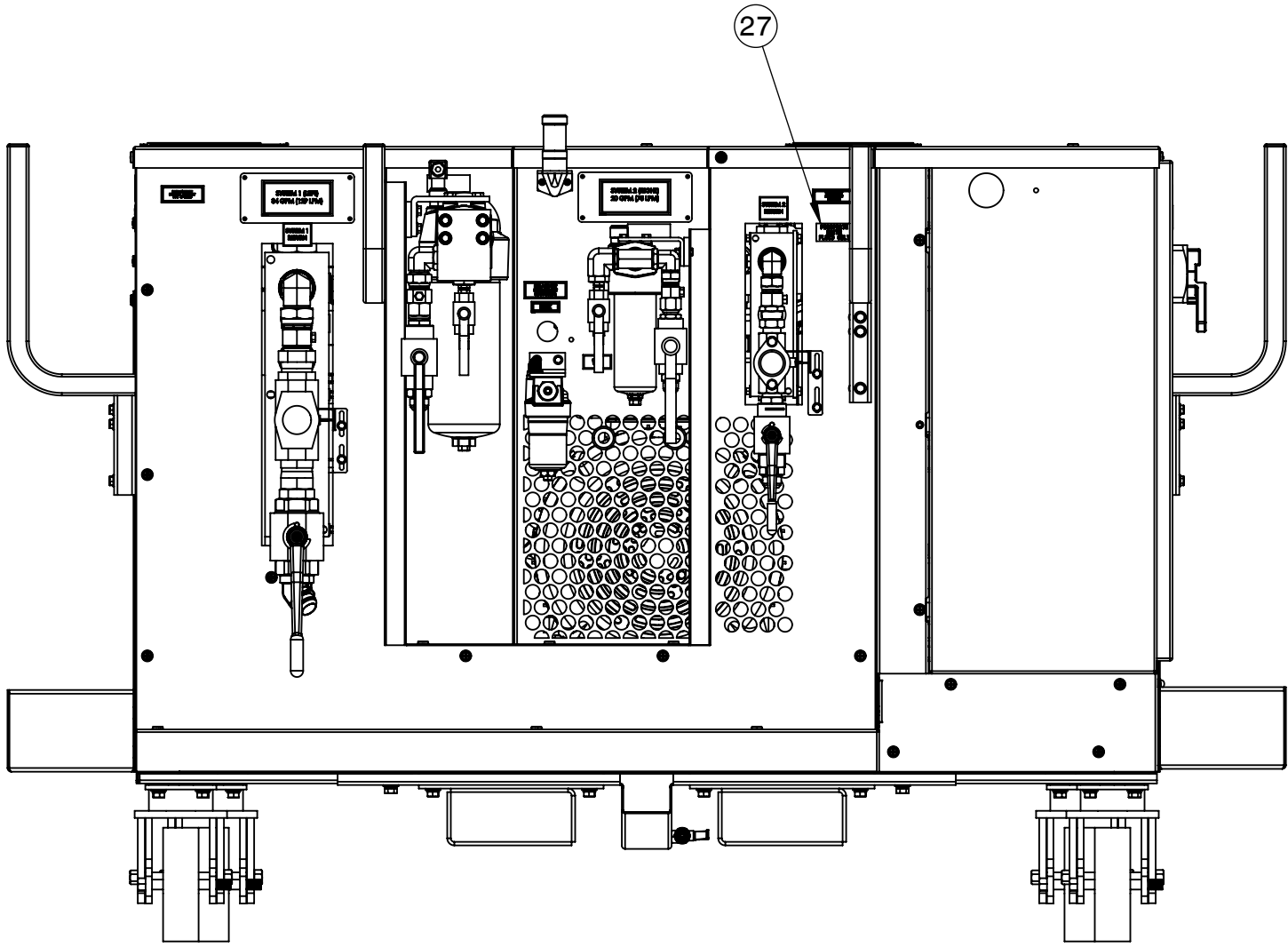


THIS DRAWING IS THE PROPERTY OF TRONAIR, INC. IT IS FURNISHED TO YOU FOR CONFIDENTIAL INFORMATION PURPOSES ONLY AND IS NOT TO BE DISCLOSED TO ANYONE OR REPRODUCED OR USED FOR MANUFACTURING PURPOSES WITHOUT THE EXPRESS WRITTEN PERMISSION OF TRONAIR, INC.



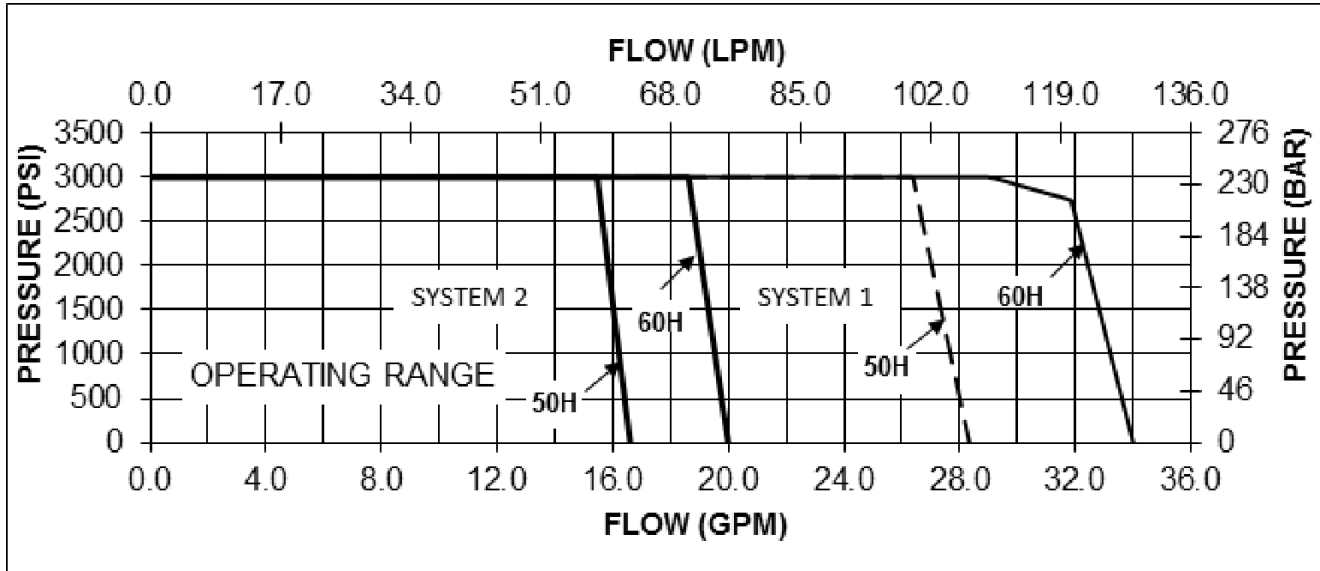
GENERAL DESCRIPTION

OVERALL HEIGHT: (64")
OVERALL WIDTH: (90")
OVERALL LENGTH: (77")
WEIGHT: 5000LBS
FLUID: AVIATION PHOSPHATE ESTER, TYPE IV OR V
FINISH: P-1001-15 (SNOW WHITE)
MAX PRESSURE: 3000 PSIG
MAX FLOW SYSTEM 1: 34 GPM
MAX FLOW SYSTEM 2: 20 GPM
MOTOR POWER: 60 HP
VOLTAGE/FREQUENCY:
480V/60Hz
380V/60Hz
380V/415V/440V/50Hz
575V/60Hz

INSTRUCTIONS:

- TEST PER INS-2347
- LUBRICATE CASTERS WITH MULTI-PURPOSE GREASE
- UNIT SHIPPED WITHOUT FLUID IN RESERVOIR

THIS UNIT IS CE APPROVED



Part Numbering Ordering Guideline

base unit

TADHPU-5GS

power

N 1 2 W 1

N - trailer/towing option

0 - NO trailer/towing option

Optional Features:

Trailer / towing package with brakes

Voltage / frequency input power cable

Contamination / moisture monitor

KHC-4075 Run around kit (two sets)

1 - KHC-4075 RUN AROUND KIT OPTION (2 sets)

0 - NO KHC-4075 RUN AROUND KIT OPTION

W-contamination/moisture monitor option

0 - NO contamination/moisture monitor option

Voltage/Frequency/soft start (all 3 phase power)

15	480V/60HZ	w/50FT INPUT CABLE
16	380V/60HZ	
17	380V/50HZ, 415V/50HZ, 440V/50HZ	
18	575V/60HZ	
23	480V/60HZ	W/100FT INPUT CABLE
24	380V/60HZ	
25	380V/50HZ, 415V/50HZ, 440V/50HZ	
26	575V/60HZ	

NOTES:

- MOTOR IS PRE-GREASED AT LINCOLN FACTORY. NO GREASING REQUIRED BY TRONAIR.
- ALL BOLTS ARE GRADE 5 OR BETTER
- OPTIONS AVAILABLE:
N TRAILER PACKAGE
XX SOFTSTART/ELECTRIC
1 CONTAMINATION MONITOR
1 KHC-4075 RUN AROUND KIT (2 SETS)

29	N-2055-25-S	REDUCER, TUBE -20 F JIC X -16 M JIC	2
28	N-2055-20-S	REDUCER, TUBE -16 F JIC X -12 M JIC	2
27	V-1977	LABEL, PE FLUID ONLY	3
26	N-2014-11-S	PLUG (NOT SHOWN)	1
25	N-2014-10-S	PLUG (NOT SHOWN)	2
24	N-2014-08-S	PLUG (NOT SHOWN)	1
23	N-2008-11-S	CAP, 1-1/4 (NOT SHOWN)	1
22	N-2008-10-S	CAP, 1 (NOT SHOWN)	2
21	N-2008-08-S	CAP, 3/4 (NOT SHOWN)	1
20	EC-2964	HARNES, WIRING (NOT SHOWN)	1
19	N-2419-08	COUPLING, QUICK DISCONNECT	2
18	N-2419-06	COUPLING, QUICK DISCONNECT	2
17	N-2419-03	COUPLING, QUICK DISCONNECT	1
16	N-2052-04	EXPANDER, TUBE (NOT SHOWN)	1
15	N-2052-03	EXPANDER, TUBE (NOT SHOWN)	1
14	H-1511	WRAP, TIE	1
13	N-2418-04	PLUG, DUST	1
12	N-2419-03	COUPLING, QUICK DISCONNECT	1
11	TF-1041-02*300	ASSEMBLY, HOSE (#6 PE)	1
10	C-TADHPU-5GS	OSM (NOT SHOWN)	1
9	INS-2347	INSTRUCTION, TEST	1
8	INS-2314/INS-2375	SCHEMATIC, ELECTRICAL	REF
7	INS-2315	SCHEMATIC, HYDRAULIC	1
6	---	- DELETED -	--
5	TF-1040-01*300	ASSEMBLY, HOSE #12	2
4	TF-1040-05*300	ASSEMBLY, HOSE #16	2
3	---	- DELETED -	--
2	L-1006	FLUID, HYDRAULIC	35
1	Z-8922-02	ASSEMBLY, LABELS	1
ITEM NO.		PART NUMBER	Default/ QTY
		DESCRIPTION	

MADE FROM SEE BOM		BREAK ALL SHARP EDGES AND CORNERS INTERPRET PER ASME Y14.5-2009		AIRCRAFT GROUND SUPPORT EQUIPMENT	
MATERIAL N/A		DIMENSIONS IN INCHES AND TOLERANCES PER BELOW UNLESS OTHERWISE SPECIFIED: DIMENSION INCH (mm): X (X) ± .13 .XX (X) ± .03 (0.8) .XXX (XX) ± .010 (0.25) .XXXX (XXX) ± .0030 (0.076) FRACTION INCH (mm): 1/XX (1/X) ± 1/16 (1.6) ANGULAR DEGREE (RADIAN): X (XXX) ± .5 (0.01)		DWG BY CDG	
FINISH SEE GENERAL DESCRIPTION		CRD BY PEH		DATE 01/17/2020	
THIRD ANGLE PROJECTION		SCALE: 1:12		DUAL SYS HPU	
DO NOT SCALE DRAWING		SIZE D		05 TADHPU-5GS	
				REV K	
				WEIGHT:	
				SHEET 1 OF 1	