

Model: 1135-8000
Portable Maintenance Platform

04/2018 – Rev. 01

REVISION
01

DATE
04/2018

TEXT AFFECTED
Original release

TABLE OF CONTENTS

	<u>PAGE</u>
1.0 PRODUCT INFORMATION	1
1.1 DESCRIPTION.....	1
1.2 MODEL & SERIAL NUMBER.....	1
1.3 MANUFACTURER	1
1.4 SPECIFICATIONS	1
2.0 SAFETY INFORMATION.....	1
2.1 USAGE AND SAFETY INFORMATION	1
3.0 PREPARATION PRIOR TO FIRST USE	1
3.1 GENERAL INSPECTION	1
4.0 TRAINING	1
4.1 TRAINING REQUIREMENTS	1
4.2 TRAINING PROGRAM	1
4.3 OPERATOR TRAINING	1
5.0 OPERATION.....	2
5.1 RAISING PROCEDURE	2
5.2 LOWERING PROCEDURE.....	2
6.0 MAINTENANCE	2
7.0 PROVISION OF SPARES	2
7.1 SOURCE OF SPARE PARTS.....	2
7.2 RECOMMENDED SPARE PARTS LISTS	2
8.0 IN SERVICE SUPPORT.....	2
9.0 GUARANTEES/LIMITATION OF LIABILITY	3

This product can not be modified without the written approval of Tronair, Inc. Any modifications done without written approval voids all warranties and releases Tronair, Inc., its suppliers, distributors, employees, or financial institutions from any liability from consequences that may occur. Only Tronair OEM replacement parts shall be used.

1.0 PRODUCT INFORMATION

1.1 DESCRIPTION

Portable Maintenance Platform

1.2 MODEL & SERIAL NUMBER

Reference nameplate on unit

1.3 MANUFACTURER

Columbus**Jack**/Regent

1 Air Cargo Pkwy East

Swanton, Ohio 43558 USA

Telephone: 614.443.7492

Fax: 614.444.9337

E-mail: sales@columbusjack.com

Website: www.columbusjack.com

1.4 SPECIFICATIONS

Capacity 500 lbs (226.8 kg)

Minimum Height 36 in (91.44 cm)

Maximum Height 144 in (365.76 cm)

2.0 SAFETY INFORMATION

2.1 USAGE AND SAFETY INFORMATION

To insure safe operations please read the following statements and understand their meaning. Also refer to your equipment manufacturer's manual for other important safety information. This manual contains safety precautions which are explained below. Please read carefully.



WARNING! — Warning is used to indicate the presence of a hazard that **can cause severe personal injury, death, or substantial property damage** if the warning notice is ignored.

CAUTION! — Caution is used to indicate the presence of a hazard that **will or can cause minor personal injury or property damage** if the caution notice is ignored.

3.0 PREPARATION PRIOR TO FIRST USE

3.1 GENERAL INSPECTION

Inspect for physical damage and missing parts.

4.0 TRAINING

4.1 TRAINING REQUIREMENTS

The employer of the operator is responsible for providing a training program sufficient for the safe operation of the unit.

4.2 TRAINING PROGRAM

The employer provided operator training program should cover safety procedures concerning use of the unit in and around the intended aircraft at the intended aircraft servicing location.

4.3 OPERATOR TRAINING

The operator training should provide the required training for safe operation of the unit.

NOTE: Maintenance and Trouble Shooting are to be performed by a skilled and trained technician.

5.0 OPERATION

5.1 RAISING PROCEDURE

1. Close the needle valve.
2. Operate hand pump until platform is at desired height.



WARNING!

Lock pin must be inserted thru cylinder rod after raising platform before use.

3. Insert lock pin thru cylinder rod.



CAUTION!

Always lock caster brakes after positioning stand.

4. Move stand to desired location and lock rear casters.
5. Operate both front stabilization jacks until bases firmly contact ground.

5.2 LOWERING PROCEDURE

1. Unlock the rear caster brakes.
2. Operate both front stabilization jacks until bases are fully raised.
3. Pull stand away from the working position.
4. Remove lock pin from cylinder rod.
5. Slowly open needle valve to lower platform.

6.0 MAINTENANCE

Every 3 Months:

- Apply a few drops of oil to pivot points.

Every 6 Months:

- Apply a few drops of oil to pivot points.
- Grease major pivot points using grease fittings provided.

Every 12 Months:

- Remove wheels and repack hub bearings with grease.
- Verify hydraulic fluid level is no greater than 1-1/2 inches down from top of tank with stand in lowest position. (Use Mobil DTE-11 or equal as necessary)
- Replace hydraulic filter cartridge.

7.0 PROVISION OF SPARES

7.1 SOURCE OF SPARE PARTS

Spare parts may be obtained from the manufacturer:

Columbus**Jack**/Regent
1 Air Cargo Pkwy East
Swanton, Ohio 43558 USA

Telephone: 614.443.7492
Fax: 614.444.9337
E-mail: sales@columbusjack.com
Website: www.columbusjack.com

7.2 RECOMMENDED SPARE PARTS LISTS

Reference the following page(s) for Replacement Parts and Kits available.

8.0 IN SERVICE SUPPORT

Contact Columbus Jack. for technical services and information. See Section 1.3 – Manufacturer.

9.0 GUARANTEES/LIMITATION OF LIABILITY

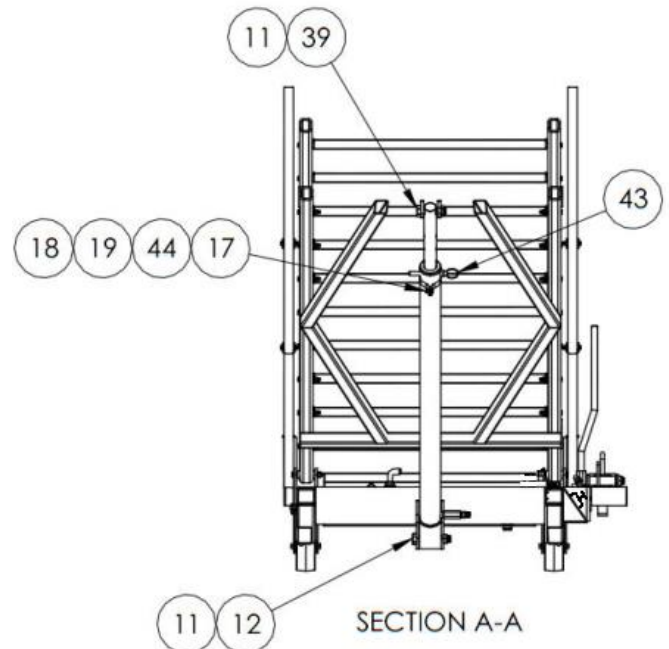
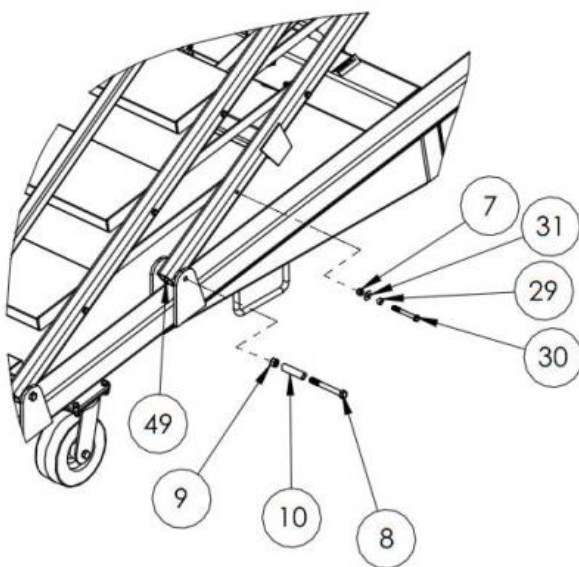
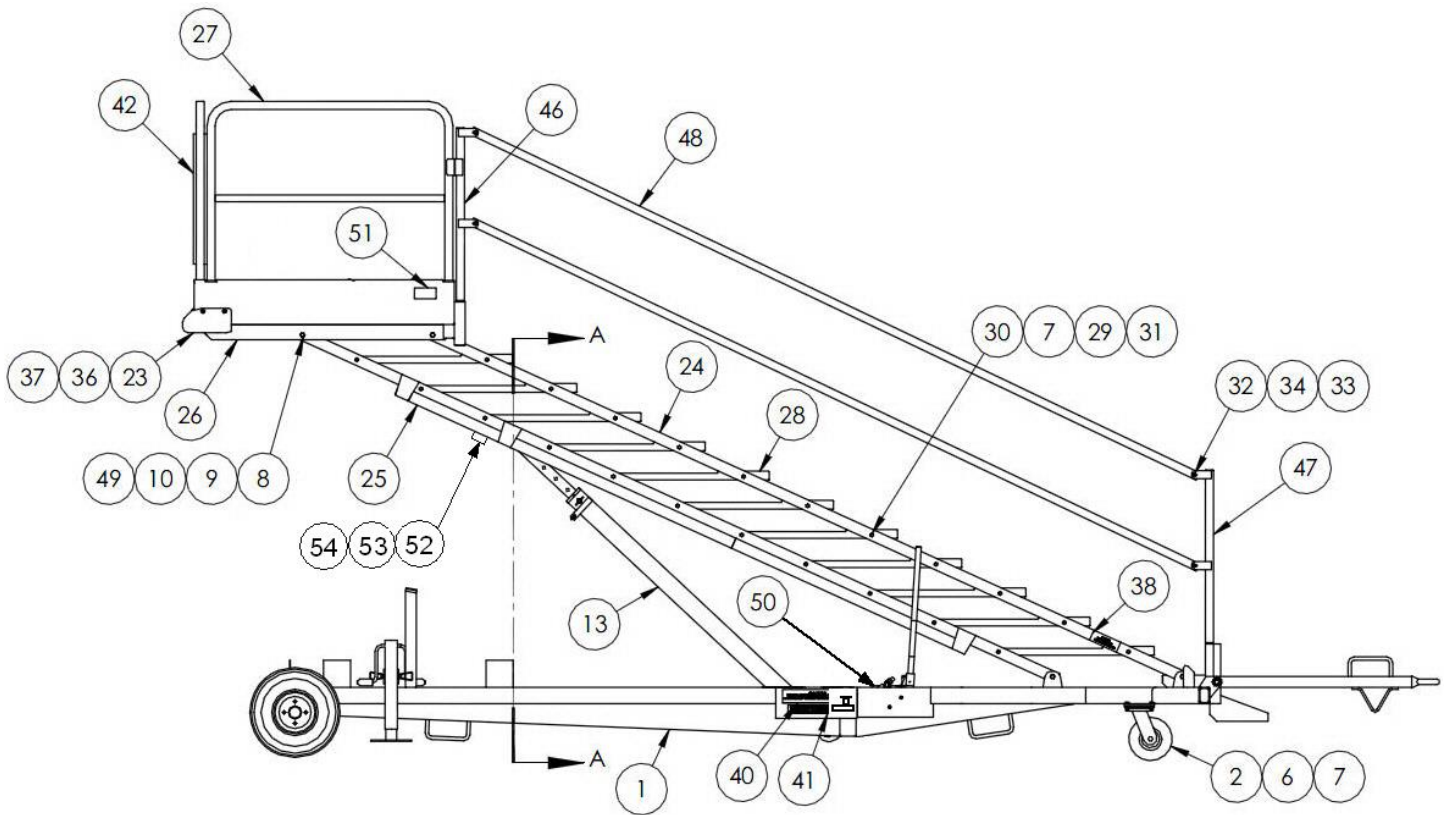
1. ColumbusJACK Corporation, (Seller) warrants each new product of its manufacture to be free from defects in material or workmanship, under proper, reasonable and normal use and service, and for a period of twelve (12) months after date of shipment from Seller's Swanton, OH. USA facility.
2. Where Buyer claims an alleged defect in material or workmanship and so advises Seller in writing within ten (10) days after discovery thereof, then and in such event, Buyer shall return said equipment, transportation prepaid, to the Seller, provided such return is timely and within twelve (12) months form date of original shipment. This warranty and liability of the Seller is expressly limited solely to replacement of repair of defective parts or goods, and return at Buyer's expense to Seller after find by Seller the product was defective prior to original shipment or, at the option of Seller, to making refund to Buyer of the purchase price for said product.
3. It is further expressly understood and agreed that:
 - a. THERE IS NO WARRANTY, representation of condition OF ANY KIND, express or implied, (INCLUDING NO WARRANTY OF MERCHANT-ABILITY OR OF FITNESS) EXCEPT THAT THE MATERIAL SHALL BE OF THE QUALITY SPECIFIED HEREIN, and none shall be implied by law. Except as otherwise provided herein, quality shall be in accordance with seller's specifications. Final determination of the material for the use contemplated by Buyer is the sole responsibility of Buyer and Seller shall have no responsibility in connection with such suitability, and
 - b. The Buyer's sole and exclusive remedy shall be repair or replacement of defective parts by the Seller. Should the goods, in the judgment of Seller, preclude the remedying of the warranted defects by repair or replacement, the buyer's sole and exclusive remedy shall be the refund of the purchase price, and
 - c. Seller shall not be liable for prospective profits or special, indirect or consequential damages, nor shall any recovery of any kind against Seller be greater in amount than the purchase price of the specific material sold and causing the alleged loss, damage or injury. Buyer assumes all risk and liability for loss, damage or injury to persons or property of Buyer or others arising out of use or possession of any product or part sold hereunder, and
 - d. The Seller shall in no way be deemed or held to be obligated, liable or accountable upon or for any guarantees or warranties, express or implied, or created by statute or by operation of law or otherwise, in any manner of form beyond its express agreement above set forth, and
 - e. No warranty herein shall apply to any product which shall have been repaired or altered, unless such alteration or repair has been made by Seller or where, after return to and inspection by Seller, the product is found by Seller to have been subject to misuse, negligence or accident, and
 - f. No warranty of any nature is made by Seller as to any component forming a part of the product sold and Buyer shall receive only such warranties offered by such other manufacturer pertinent to such component, and
 - g. Seller does not assume nor does Seller authorize any other person to assume for it any other liability or make any warranty in connection with the sale of its products.

The obligations of ColumbusJACK expressly stated herein are in lieu of all other warranties or conditions expressed or implied. **Any unauthorized modification of the ColumbusJACK products or use of the ColumbusJACK products in violations of cautions and warnings in any manual (including updates) or safety bulletins published or delivered by ColumbusJACK will immediately void any warranty, express or implied and ColumbusJACK disclaims any and all liability for injury (WITHOUT LIMITATION and including DEATH), loss or damage arising from or relating to such misuse.**

This page left blank intentionally.

Parts List

When ordering replacement parts/kits, please specify model, serial number and color of your unit.



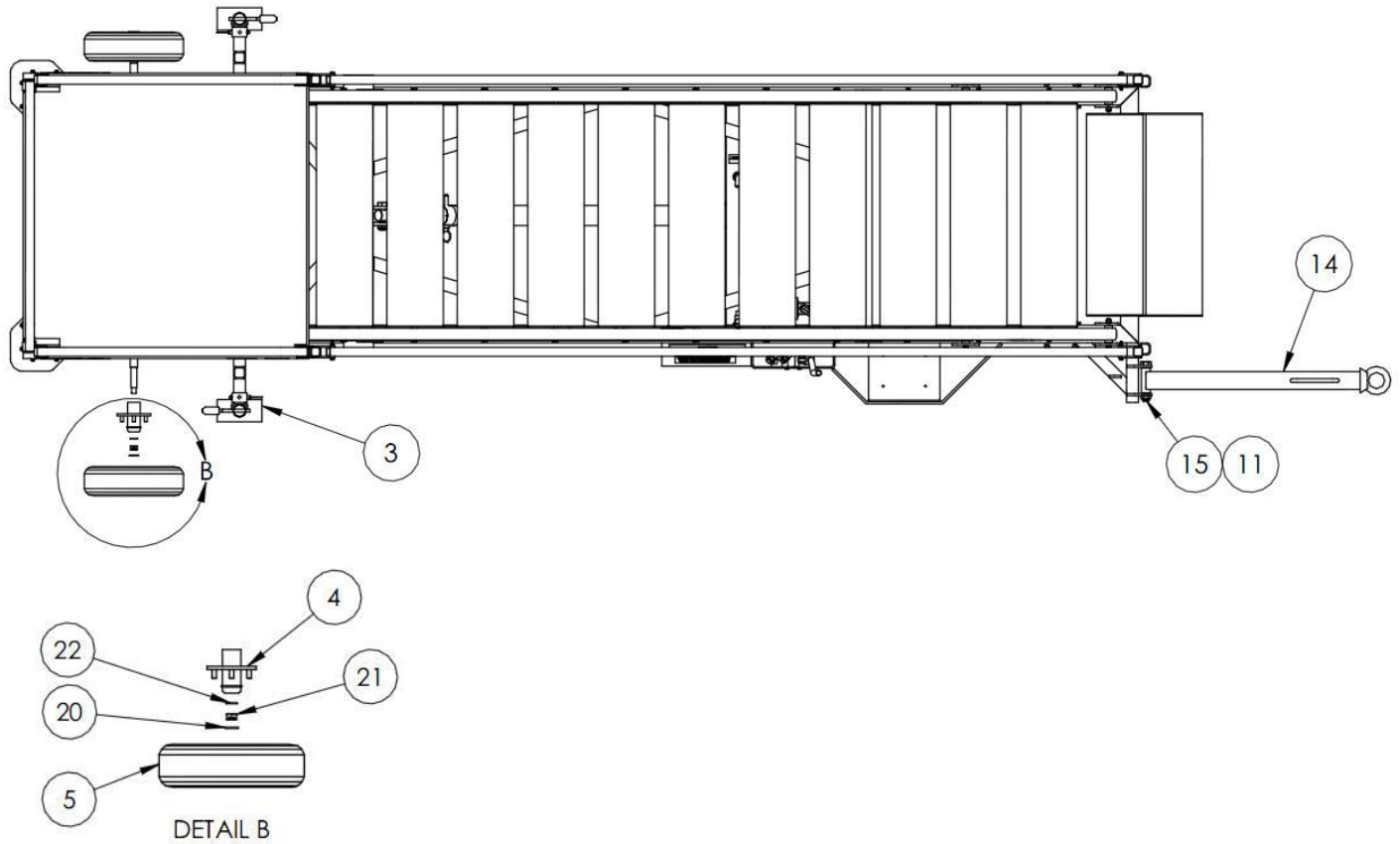
Parts List

When ordering replacement parts/kits, please specify model, serial number and color of your unit.

Item	Part Number	Description	Qty
1	15W3833	Main Frame	1
2	1504471	Caster	2
6	150310	Cap Screw	8
7	150308	Nut	52
8	150323	Cap Screw	8
9	150586	Nut	8
10	15L14428	Lift Rail Spacer	8
11	1502546	Nut	3
12	1202544	Cap Screw	1
13	1505345	Hydraulic Cylinder	1
16	1505514	Cylinder Strap (Not Shown)	1
17	150748	Cap Screw	1
18	15L16640	Chain	1
19	150298	Nut	1
23	1503235	Corner Bumper	2
24	15W3831	Lift Rail Tube	2
25	15W3832	Lower Lift Rail	1
26	15W3838	Platform	1
27	15W3837	Safety Rail	3
28	15W3829	Step	11
29	15L14429	Step Spacer	44
30	150753	Cap Screw	44
31	150246	Washer	44
32	150736	Cap Screw	8
33	150251	Washer	16
34	150315	Nut	8
36	150204	Washer	16
37	1503323	Self Tapping Screw	16
38	15L16864	Warning Placard	1
39	1504466	Capscrew	1
40	1505828	Caution Placard	1
41	105830	Warning Placard	1
42	15L17509	Sponge Rubber	4
43	1504459	Ball Pin	1
44	150303	Washer	2
46	15W3834	Top Handrail Post	2
47	15W3835	Bottom Handrail Post	2
48	15L14419	Handrail Tube	4
49	1505866	Grease Fitting	8
50	15F2936	Hand Pump Assembly	1
51	1505895	Weight Placard	1
52	120B138	Bumper	2
53	377-12060-S	Socket Head Cap Screw	4
54	345-11016	Flatwasher	4

Parts List

When ordering replacement parts/kits, please specify model, serial number and color of your unit.

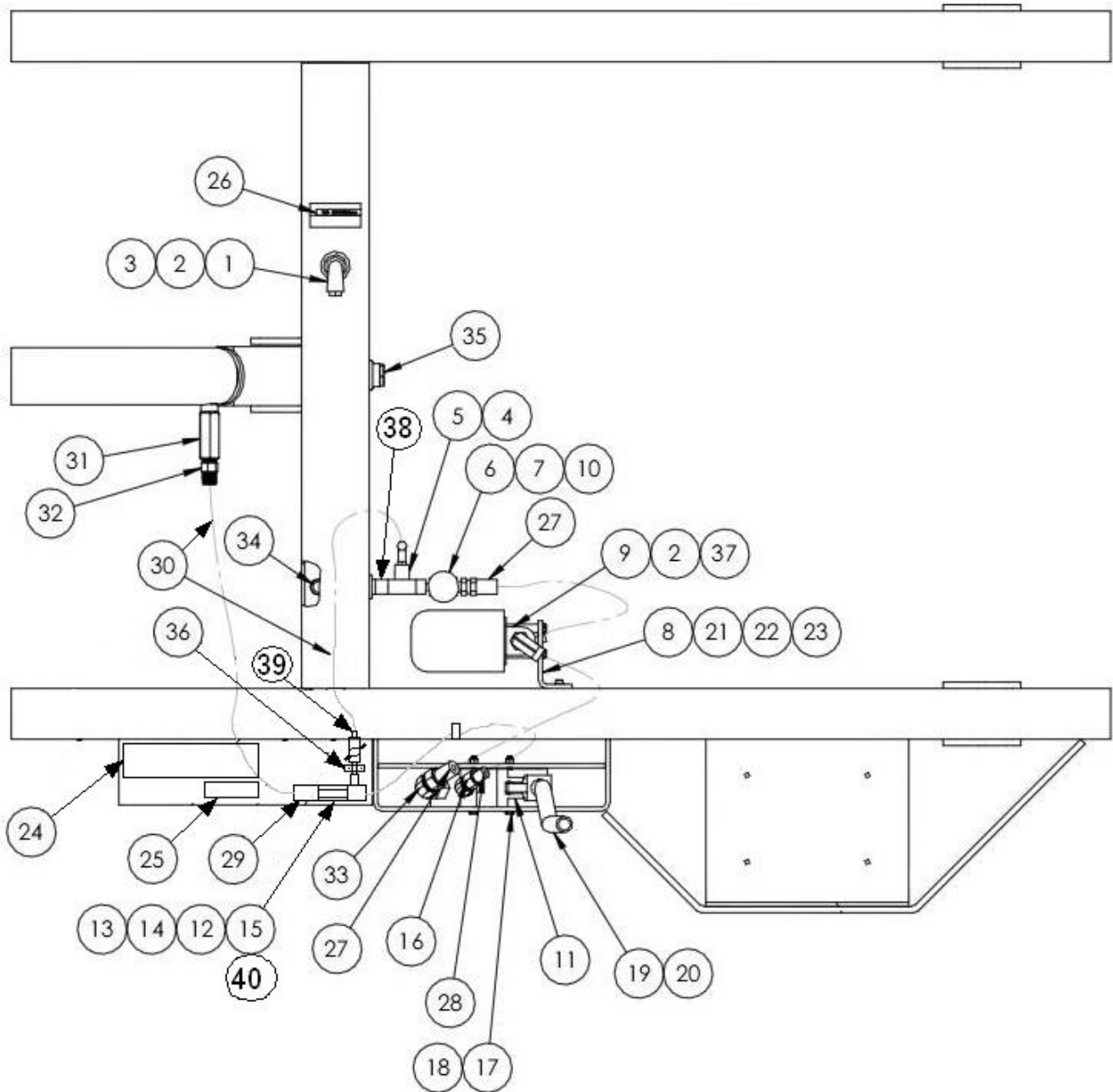


Item	Part Number	Description	Qty
3	1504864	Jack	2
4	1504450	Hub	2
5	1504553	Wheel Assembly	2
11	1502546	Nut	3
14	15W3839	Towbar	1
15	150596	Cap Screw	1
20	150269	Cotter Key	2
21	1503113	Nut	2
22	150321	Washer	2

This page left blank intentionally.

Parts List

When ordering replacement parts/kits, please specify model, serial number and color of your unit.



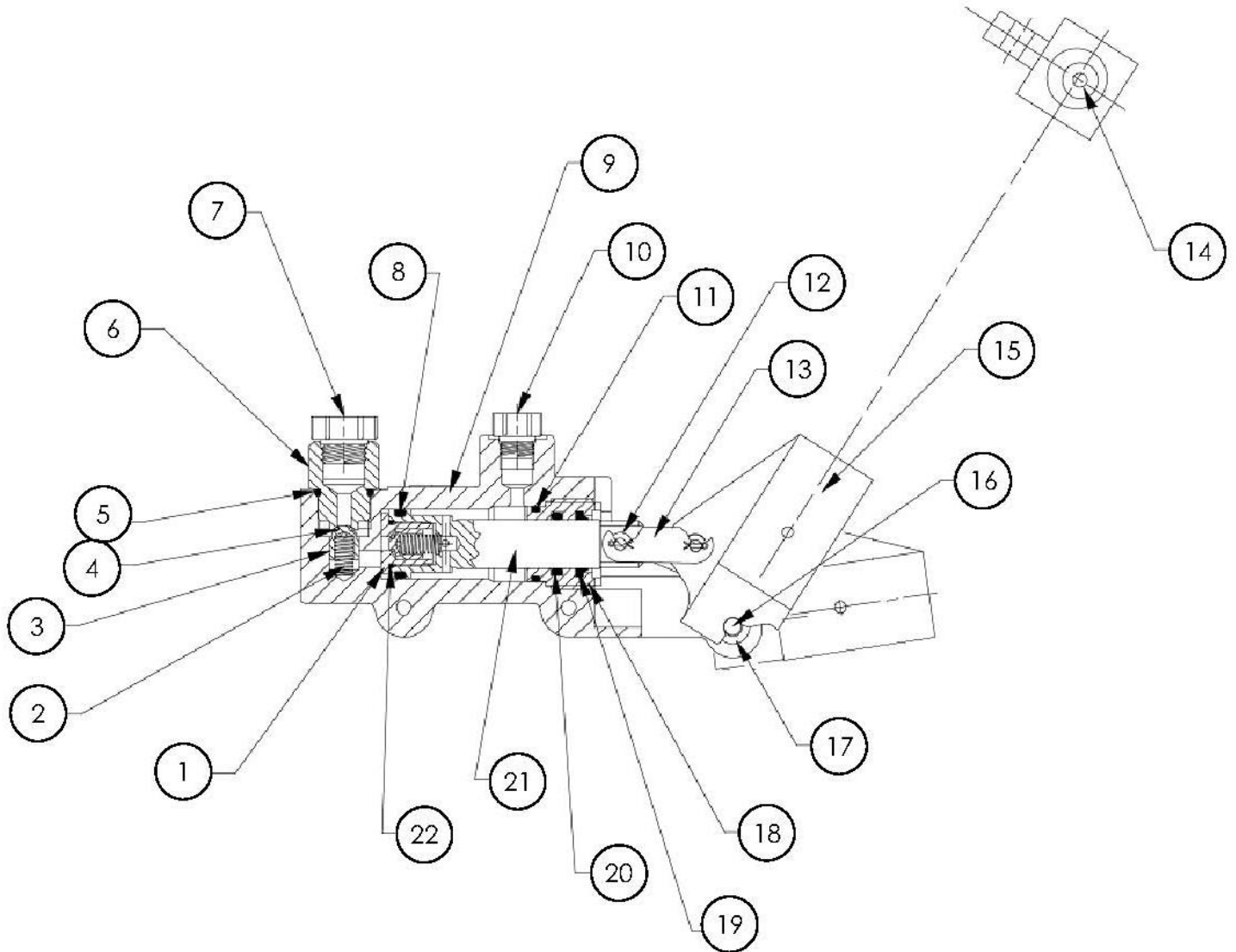
Parts List

When ordering replacement parts/kits, please specify model, serial number and color of your unit.

Item	Part Number	Description	Qty
	15F2936	Hand Pump Assembly; consists of:	
1	1504189	Elbow	1
2	1503057	Bushing	3
3	1502693	Breather	1
4	1501016	Male Swivel	1
5	1502057	Male Tee	1
6	1504847	Gate Valve	1
7	1502124	Close Nipple	1
8	15L21946	Oil Filter Bracket	1
9	1502749	Filter	1
10	150478	Swivel Adapter	1
11	1504446	Dual Acting Pump	1
12	1502481	Female Swivel	1
13	1502995	Needle Valve	1
14	1501108	Hex Nipple	1
15	1503952	Male Tee	1
16	452-10606	Straight Connector	1
17	1503604	Cap Screw	2
18	150298	Nut	2
19	15L14430	Pump Handle	1
20	150338	Roll Pin	1
21	1503323	Self Tapping Screw	3
22	1502552	Cap Screw	2
23	150204	Washer	2
24	15L1443	Operating Instruction Placard	1
25	15L13489	Placard	1
26	15L13490	Placard, Oil	1
27	15F2166	Hose	2
28	450A4000-12	Hose Assembly	1
29	461-10604	Female Elbow	1
30	450A4000-24	Hose Assembly	2
31	150597	Check Valve	1
32	457-10608	Male Connector	1
33	1504468	Swivel	1
34	1502877	Pipe Plug	1
35	1505939	Sight Plug	1
36	MS35140-10	Clamp	2
37	1502080	Street Elbow	2
38	456-10606	Male Elbow	1
39	461-10604	Female Elbow	1
40	456-10604	Male Elbow	1

Parts List

When ordering replacement parts/kits, please specify model, serial number and color of your unit.



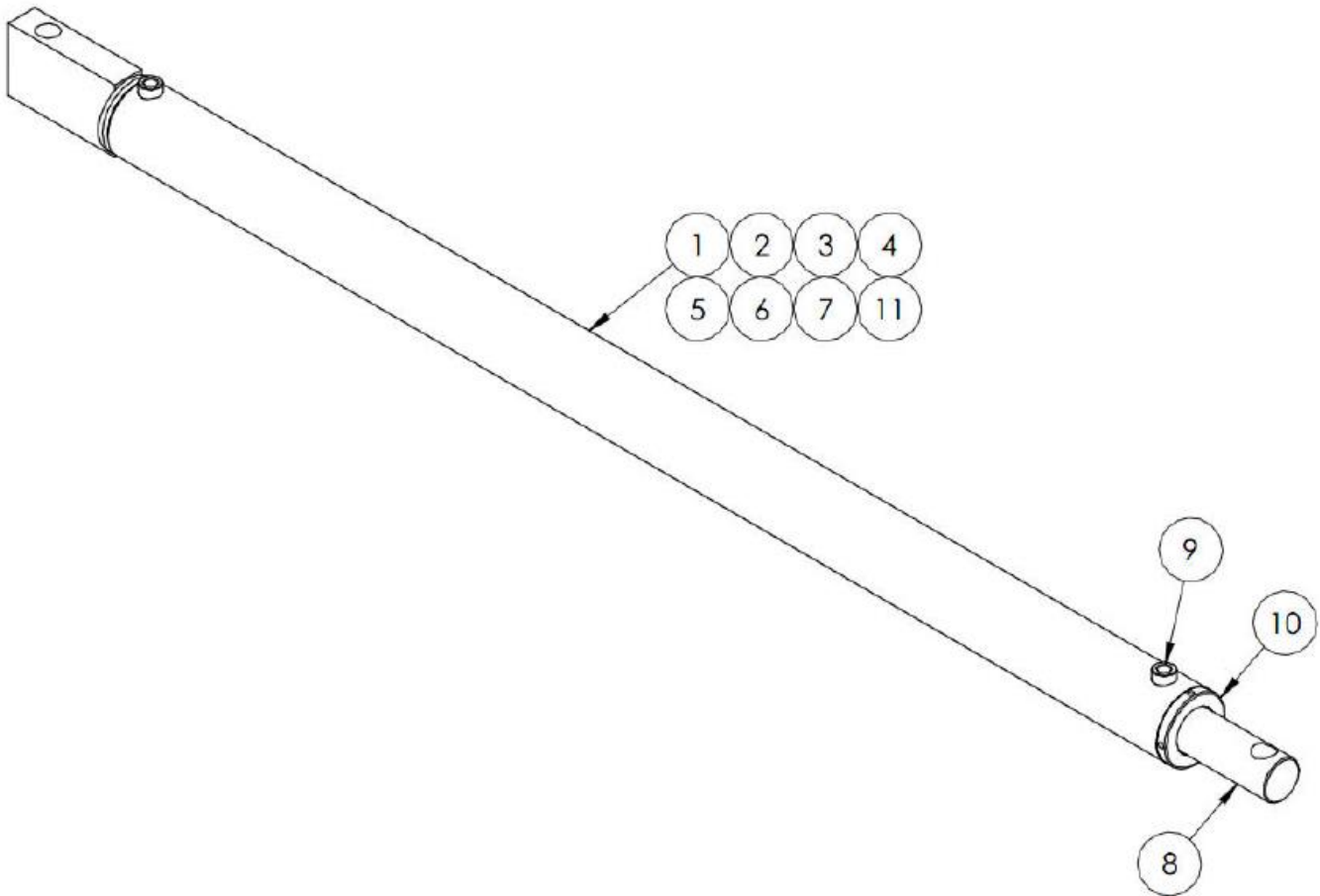
Parts List

When ordering replacement parts/kits, please specify model, serial number and color of your unit.

Item	Part Number	Description	Qty
	1504446	Dual Acting Pump Assembly; consists of:	
1	1505619	Fitting, O-Ring Boss	1
2	1505620	Spring	2
3	1505621	Body Poppet	2
4	1505622	O-Ring	2
5	1505623	O-Ring	1
6	1505624	Fitting, Check Seat	1
7	1505625	Fitting, Orb Plug	1
8	1505626	O-Ring	1
9	1505627	Body, Dual Action Hand Pump	1
10	1505628	Fitting, Plug	1
11	1505629	O-Ring	1
12	1505617	Bushing, Bronze	2
13	1505618	Link, Double Pitch Chain	1
14	1505630	Screw, Set	1
15	1505631	Pivot, Handle	1
16	1505632	Pin, Hinge	1
17	1505633	Bushing, Bronze Shoulder	2
18	1505634	Nut, Gland	1
19	1505635	Wiper, Rod	1
20	1505636	O-Ring	1
21	1505637	Piston, Hand Pump	1
22	1505638	O-Ring	1

Parts List

When ordering replacement parts/kits, please specify model, serial number and color of your unit.



Item	Part Number	Description	Qty
	1505343	Cylinder Assembly ; consists of:	
1	1505365	Jacket	1
2	1505359	Castle Nut	1
3	1505360	Wear Ring	1
4	1505361	Piston	1
5	1505362	Polypak	1
6	1505363	Backup Washer	1
7	1505364	O-Ring	1
8	1505366	Piston Rod	1
9	1505367	Breather	1
10	1505727	Gland Nut	1
11	1505368	Rod Wiper	1
12	150370	Seal Kit	Ref