



**Model: K-2776  
JT15D-1  
Engine Adapter Kit**

**\*\*\***

**Parts List  
With Illustrations**



07/1997 – Rev. OR

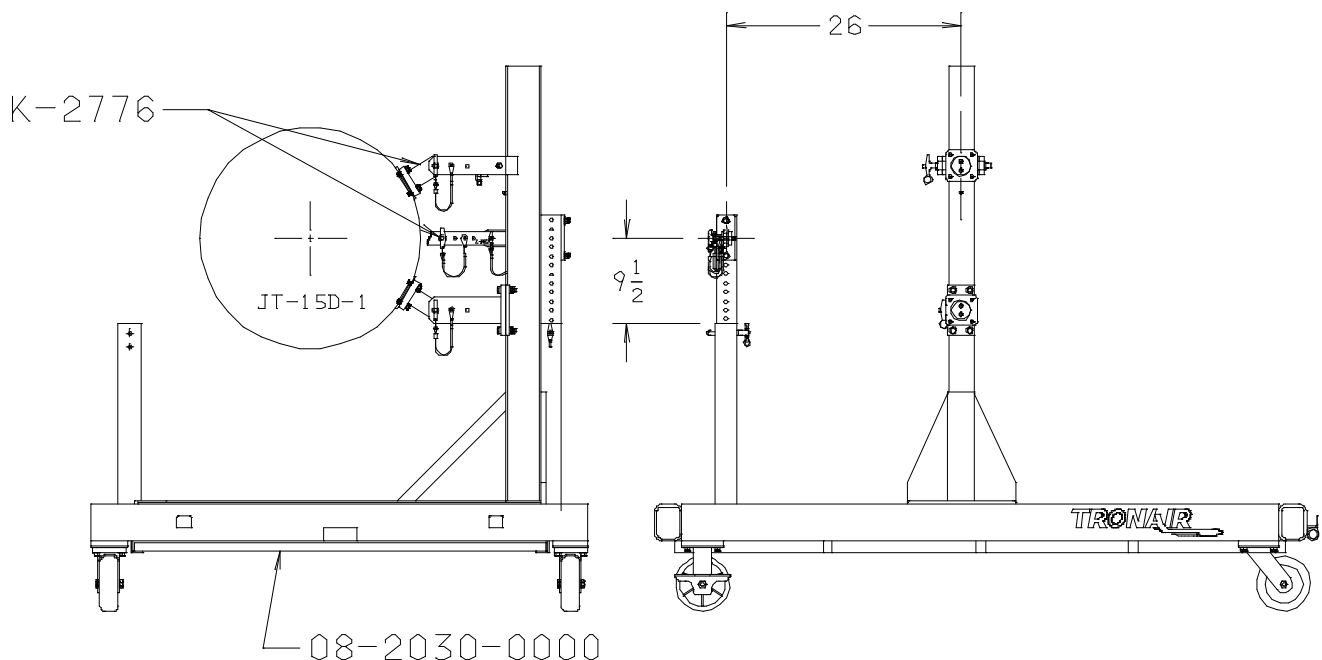
**When ordering Replacement Parts/Kits, please specify Model, Color and Serial Number of your Unit.**

This product can not be modified without the written approval of Tronair, Inc. Any modifications done without written approval voids all warranties and releases Tronair, Inc., its suppliers, distributors, employees, or financial institutions from any liability from consequences that may occur. Only Tronair OEM replacement parts shall be used.

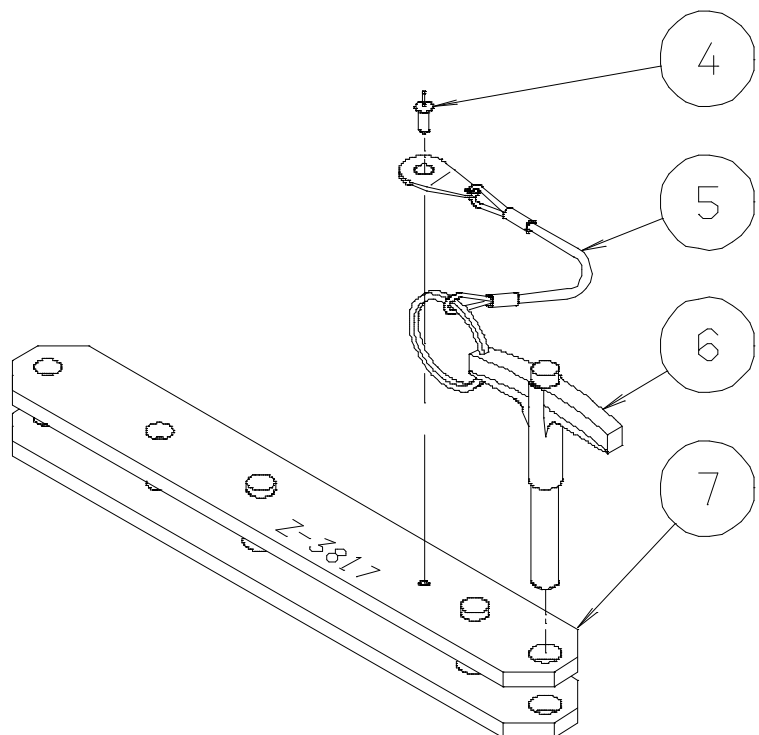
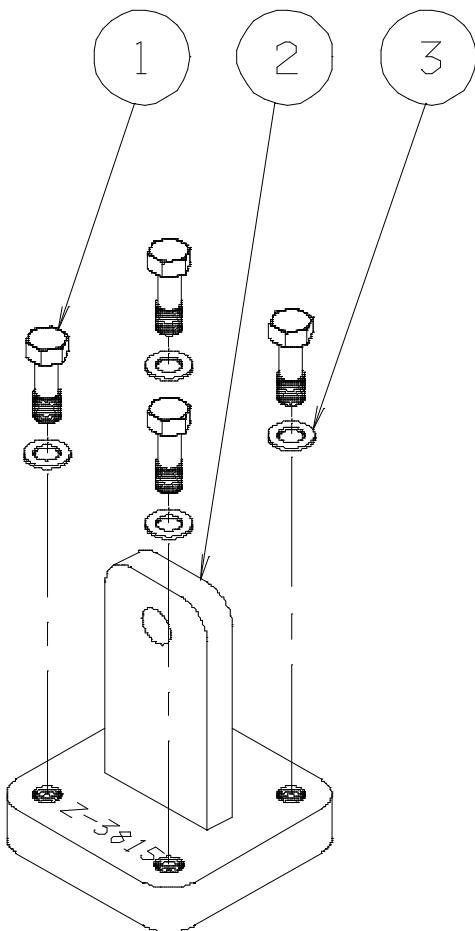
This Pratt Whitney JT15D-1 engine support kit is to be used with the 08-2030-0000 engine stand. The engine stand has multiple adjustments to accommodate the installation of various engines by using specific engine adaptor kits.

**ENGINE INSTALLATION INSTRUCTIONS:**

1. With engine hung from the 08-0114-4010 engine sling, remove the existing air frame mounts from the engine.
2. Attach the engine mounting pads (Z-3815) to the engine mounting locations on the front of the engine and attach the rear mounting adaptor (Z-3817) to the rear attach point on the engine. (See figure 1)
3. Position the front support beam 26 inches from the rear support post. (See Figure 1)
4. Position the height of the rear support up 9 1/2 inches. (See Figure 1)
5. Position engine into the engine stand and attach rear adapter to engine stand.
6. Adjust final location of the front support beam and attach the front engine mounting pads to the engine stand.
7. Tighten the lock out screws on the front support beam.
8. The engine sling can now be removed for engine service.
9. Reverse steps 2-8 to remove the engine from the stand.

**FIGURE 1**

## Parts List



ITEM	PART NO.	DESCRIPTION	QTY
1	G-1127	Modified Bolt	4
2	Z-3814	JT15D-1 Mount Weldment	1
3	G-1255-07	3/8" Washer	4
4	G-1351-04	1/8 STL Open-End Rivet	1
5	H-1026-07.0	Lanyard Assembly	1
6	G-1310-0713	7/16 diameter x 1.3 Lg Ball Lok-T Pin	1
7	Z-3816	JT15D-1 Rear Adapter Weldment	1



## **APPENDIX II**

### **Declaration of Conformity**



## DECLARATION of CONFORMITY

The design, development and manufacture is in accordance with European Community guidelines

K-2776  
Engine Adapter Kit  
JT15D-1

Relevant draft complied with by the machinery:  
EN ISO 12100-1

Relevant standards complied with by the machinery:  
EN ISO 12100-1  
EN 1915-1:2001 (5.20)

Identification of person empowered to sign on behalf of the Manufacturer:

A handwritten signature in black ink that reads "David L. Kidd". The signature is written in a cursive style with a horizontal line underneath it.

Quality Assurance Representative