



**Model: K-4663
PW305
Engine Adapter Kit**

**Parts List
With Illustration**



07/2012 – Rev. 01

**** When ordering Replacement Parts/Kits, please specify Model, Color and Serial Number of your Unit.****

Model: K-4663
PW305 Engine Adapter Kit

This product can not be modified without the written approval of Tronair, Inc. Any modifications done without written approval voids all warranties and releases Tronair, Inc., its suppliers, distributors, employees, or financial institutions from any liability from consequences that may occur. Only Tronair OEM replacement parts shall be used.

This Pratt Whitney PW305 engine support kit is to be used with the 08-2037-0000 engine stand. The engine stand has multiple adjustments to accommodate the installation of various engines by using specific engine adapter kits.

ENGINE INSTALLATION INSTRUCTIONS:

1. With engine hanging from the 08-0121-4000 engine sling, remove the existing air frame mounts from the engine.
2. Bolt the engine mounting adapters (R-2671) to the engine mounting locations on the front of the engine.
3. Pin the front assembly arm weldment (Z-7926-01) to engine mount adapters (R-2671) with ½ ball lok pin
4. Pin the rear mounting adapter (J-5212-01) to the rear locating hole on the engine. See Figure 1.
5. Position engine into the engine stand.
6. Pin front and back assembly adapters to the engine stand with existing ball lok pins.
7. The engine sling can now be removed for engine service.
8. Reverse steps 2-6 to remove the engine from the stand.

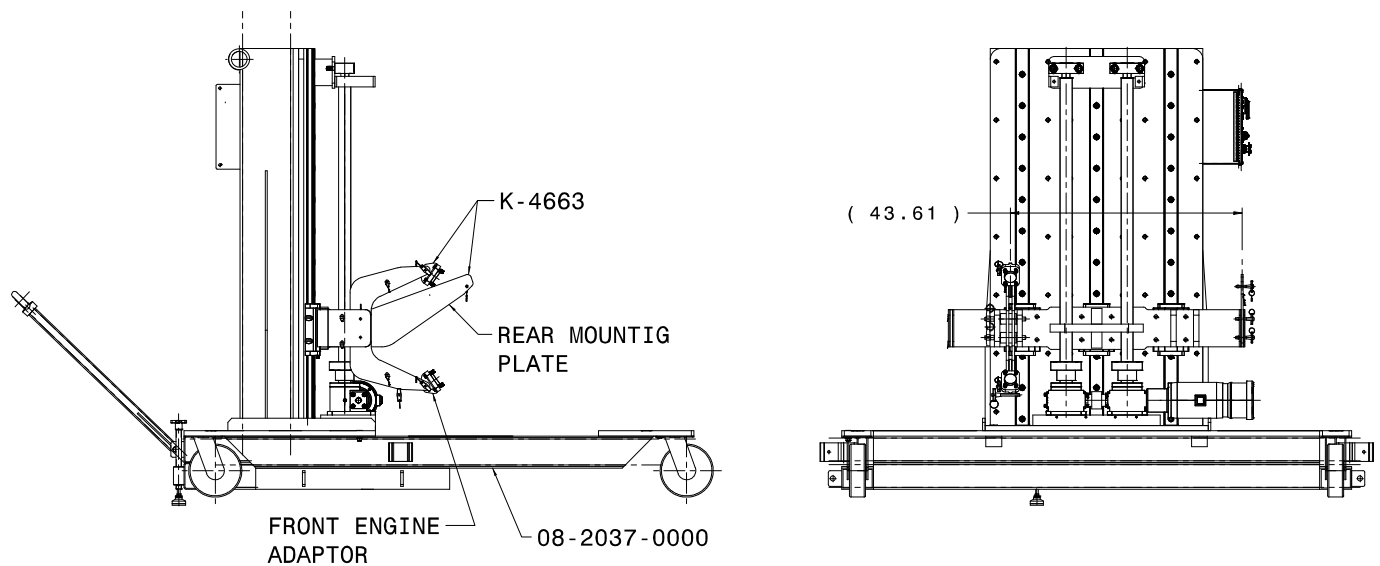


FIGURE 1

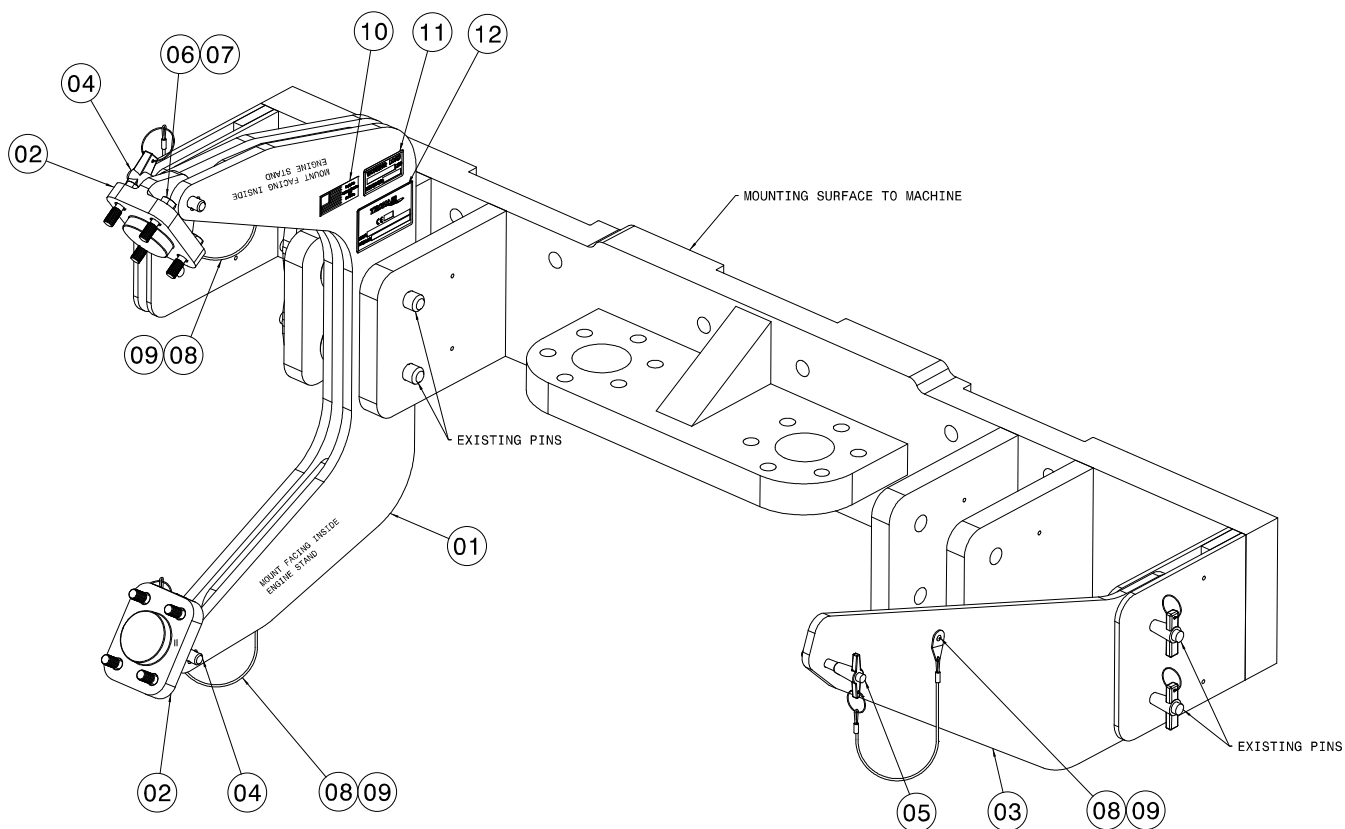
TRONAIR

07/2012 – Rev. 01

- 1 -

Model: K-4663
PW305 Engine Adapter Kit

Parts List



ITEM	PART NUMBER	DESCRIPTION	QTY
1	Z-7926-01	Weldment, Assembly Arm	1
2	R-2671	Mount, Engine	2
3	J-5212-01	Arm, Rear Engine	1
4	G-1310-0820	Pin, 1/2" T-Handle Ball Lock	2
5	G-1310-0615	Pin, 3/8" T-Handle Ball Lock	1
6	G-1627	Bolt, Modified, 7/16 - 20 x 1 3/4 LG	8
7	G-1255-08	AN Washer, .453 ID x .750 OD	8
8	G-1351-04	Rivet, Open End Steel, .25 Body	3
9	H-1424*12.0	Assembly, Lanyard, 12" LG	3
10	V-1001	Label, USA	1
11	V-1725	Label, Working Load	1
12	V-1779	Label, Serial Number, CE	1

TRONAIR

07/2012 - Rev. 01



APPENDIX II

Declaration of Conformity



DECLARATION of CONFORMITY


The design, development and manufacture is in accordance with European Community guidelines

K-4663
Engine Adapter Kit
PW305

Relevant draft complied with by the machinery:
EN ISO 12100-1

Relevant standards complied with by the machinery:
EN ISO 12100-1
EN 1915-1:2001 (5.20)

Identification of person empowered to sign on behalf of the Manufacturer:



Quality Assurance Representative