



Model: 99-7134-6000
Proximity Sensor Target/Anti-Target Kit

07/2023 – Rev. 02

For Spare Parts, Operations & Service Manuals or Service Needs
Scan the QR code or visit [Tronair.com/aftermarket](https://www.tronair.com/aftermarket)



REVISION	DATE	TEXT AFFECTED
01	07/2013	Original release
02	07/2023	Major revision

This product can not be modified without the written approval of Tronair, Inc. Any modifications done without written approval voids all warranties and releases Tronair, Inc., its suppliers, distributors, employees, or financial institutions from any liability from consequences that may occur. Only Tronair OEM replacement parts shall be used.

1.0 PRODUCT INFORMATION

1.1 DESCRIPTION

The Tronair model number 99-7134-600 Proximity Sensor Target/Anti-Target Kit is for the Lear 85 WOW Targets.

1.2 MODEL & SERIAL NUMBER

Reference nameplate on unit

1.3 MANUFACTURER

TRONAIR, Inc.
1 Air Cargo Pkwy East
Swanton, Ohio 43558 USA

Telephone: (419) 866-6301 or 800-426-6301
Fax: (419) 867-0634
E-mail: sales@tronair.com
Website: www.tronair.com

2.0 TRAINING

2.1 TRAINING REQUIREMENTS

The employer of the operator is responsible for providing a training program sufficient for the safe operation of the unit.

2.2 TRAINING PROGRAM

The employer provided operator training program should cover safety procedures concerning use of the unit in and around the intended aircraft at the intended aircraft servicing location.

2.3 OPERATOR TRAINING

The operator training should provide the required training for safe operation of the unit.

NOTE: Maintenance and Trouble Shooting are to be performed by a skilled and trained technician.

3.0 PROVISION OF SPARES

3.1 SOURCE OF SPARE PARTS

Spare parts may be obtained from the manufacturer:

TRONAIR, Inc.
1 Air Cargo Pkwy East
Swanton, Ohio 43558 USA

Telephone: (419) 866-6301 or 800-426-6301
Fax: (419) 867-0634
E-mail: sales@tronair.com
Website: www.tronair.com

For Spare Parts, Operations & Service Manuals or Service Needs:
Scan the QR code or visit Tronair.com/aftermarket

3.2 RECOMMENDED SPARE PARTS LISTS

Reference the following page(s) for Replacement Parts and Kits available.



4.0 GUARANTEES/LIMITATION OF LIABILITY

Tronair products are warranted to be free of manufacturing or material defects for a period of one year after shipment to the original customer. This is solely limited to the repair or replacement of defective components. This warranty does not cover the following items:

- a) Parts required for normal maintenance
- b) Parts covered by a component manufacturers warranty
- c) Replacement parts have a 90-day warranty from date of shipment

If you have a problem that may require service, contact Tronair immediately. Do not attempt to repair or disassemble a product without first contacting Tronair, any action may affect warranty coverage. When you contact Tronair be prepared to provide the following information:

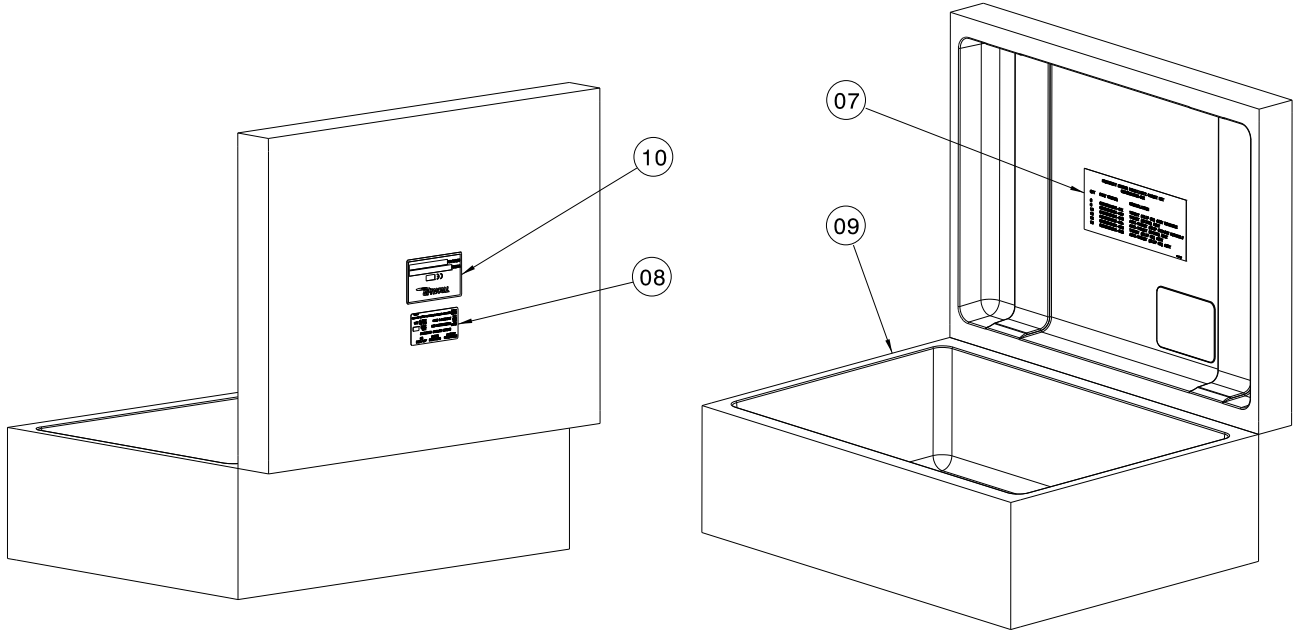
- a) Product Model Number
- b) Product Serial Number
- c) Description of the problem

If warranty coverage is approved, either replacement parts will be sent or the product will have to be returned to Tronair for repairs. If the product is to be returned, a Return Material Authorization (RMA) number will be issued for reference purposes on any shipping documents. Failure to obtain a RMA in advance of returning an item will result in a service fee. A decision on the extent of warranty coverage on returned products is reserved pending inspection at Tronair. Any shipments to Tronair must be shipped freight prepaid. Freight costs on shipments to customers will be paid by Tronair on any warranty claims only. Any unauthorized modification of the Tronair products or use of the Tronair products in violation of cautions and warnings in any manual (including updates) or safety bulletins published or delivered by Tronair will immediately void any warranty, express or implied.

The obligations of Tronair expressly stated herein are in lieu of all other warranties or conditions expressed or implied. **Any unauthorized modification of the Tronair products or use of the Tronair products in violations of cautions and warnings in any manual (including updates) or safety bulletins published or delivered by Tronair will immediately void any warranty, express or implied and Tronair disclaims any and all liability for injury (WITHOUT LIMITATION and including DEATH), loss or damage arising from or relating to such misuse.**

99-7134-6000 - Bombardier Learjet - G203260002-001
Parts List

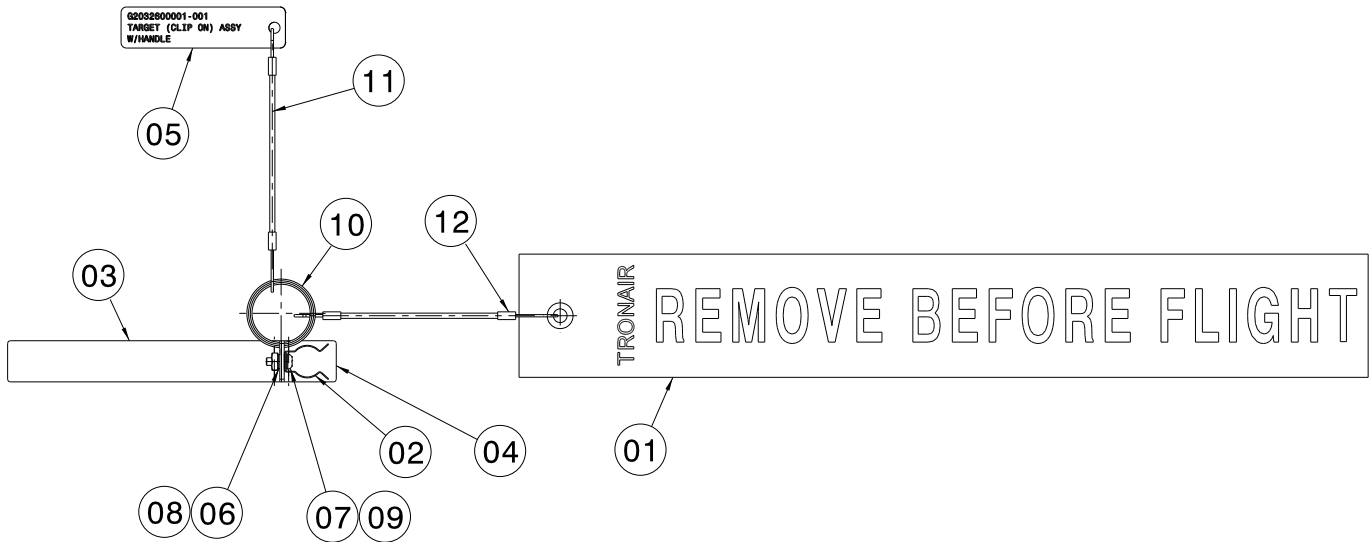
When ordering replacement parts/kits, please specify model, serial number and color of your unit.



Item	Part Number	Description	Qty
7	V-2467	LABEL, IDENTIFICATION PLACARD	1
8	V-2466	LABEL, IDENTIFICATION PLATE	1
9	H-3684	CASE	1
10	V-1003	LABEL, SERIAL NUMBER	1
N/S	H-3688-01	CONNECTOR, CARABINEER	6
N/S	K-4812	TARGET (CLIP ON) ASSEMBLY W/HANDLE	6
N/S	K-4813	TARGET (STICK) ASSEMBLY	10
N/S	K-4814	ANTI-TARGET (CLIP ON) ASSEMBLY W/HANDLE	6
N/S	K-4815	ANTI-TARGET (STICK) ASSEMBLY	10
N/S	K-4816	TARGET (CLIP ON) ASSEMBLY	10
N/S	K-4817	ANTI-TARGET (CLIP ON) ASSEMBLY	10

Target (Clip On) Assembly with Handle - Bombardier Learjet - G203260001-001 Parts List

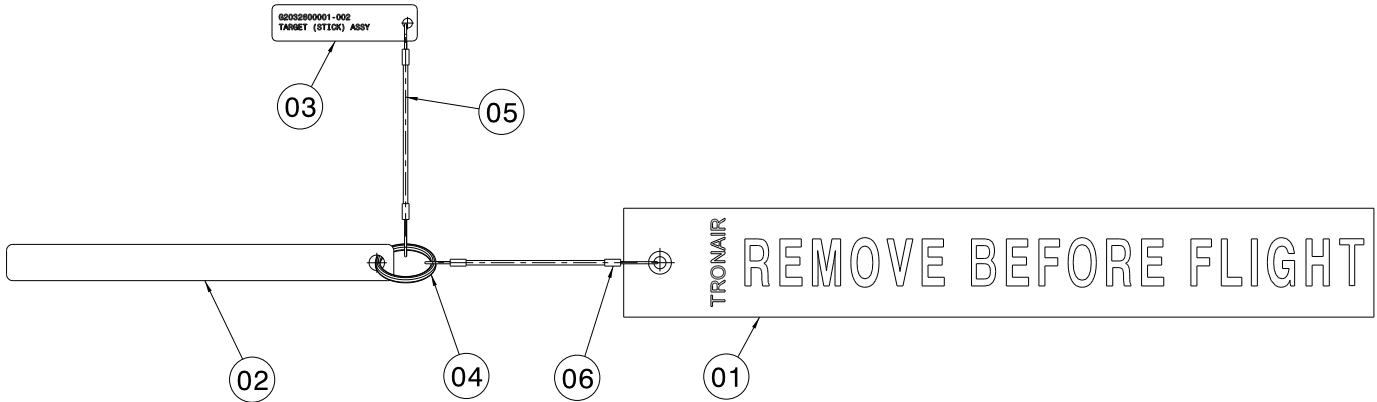
When ordering replacement parts/kits, please specify model, serial number and color of your unit.



Item	Part Number	Description	Qty
	K-4812	KIT, TARGET (CLIP-ON) ASSY W/HANDLE; consists of:	
1	B-160-01	BANNER, REMOVE BEFORE FLIGHT	1
2	G-1646	CLIP	1
3	J-5515	TARGET/ANTI-TARGET HANDLE	1
4	J-5518	TARGET BASE	1
5	J-5520	DATA TAG, TARGET (CLIP ON) ASSEMBLY W/HANDLE	1
6	G-1251-1010R	LOCKWASHER, #6 REGULAR	1
7	G-1250-1010N	FLATWASHER, #6 NARROW	1
8	G-1200-1010	NUT, HEX #6-32	1
9	G-1157-101003	SCREW, PAN HD RECESS, #6-32 X 3/8 LONG	1
10	H-1025	RING, SPLIT RETAINER	1
11	H-3685-11.0	MOD, ASSEMBLY LANYARD	2
12	H-1390	FERRULE	2

Target (Stick) Assembly - Bombardier Learjet - G203260001-002
Parts List

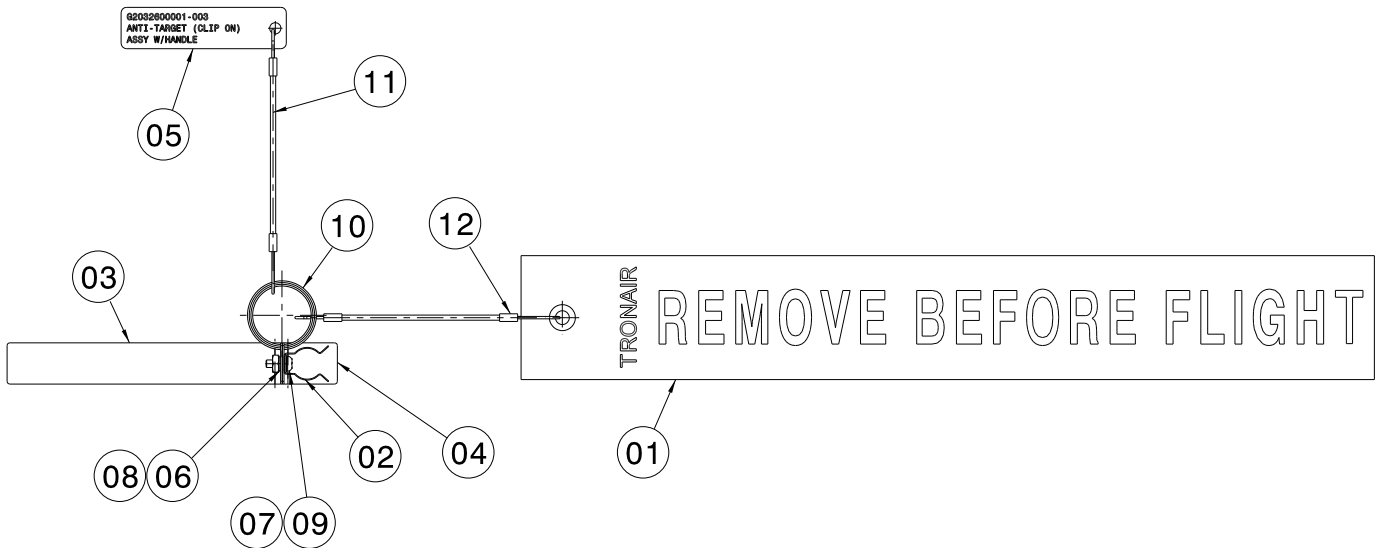
When ordering replacement parts/kits, please specify model, serial number and color of your unit.



Item	Part Number	Description	Qty
	K-4813	KIT, TARGET (STICK) ASSY; consists of:	
1	B-160-01	BANNER, REMOVE BEFORE FLIGHT	1
2	J-5516	TARGET (STICK)	1
3	J-5521	DATA TAG, TARGET (STICK) ASSEMBLY	1
4	H-1025	RING, SPLIT RETAINER	1
5	H-3685-11.0	MOD, ASSEMBLY LANYARD	2
6	H-1390	FERRULE	2

Anti-Target (Clip On) Assembly with Handle - Bombardier Learjet - G203260001-003 Parts List

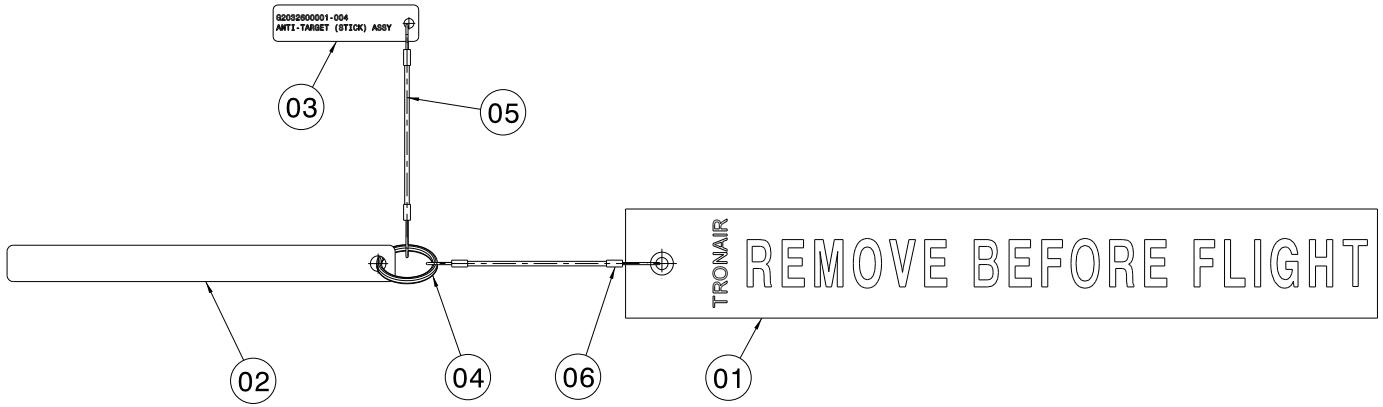
When ordering replacement parts/kits, please specify model, serial number and color of your unit.



Item	Part Number	Description	Qty
	K-4814	KIT, ANTI-TARGET (CLIP-ON) ASSY W/HANDLE; consists of:	
1	B-160-01	BANNER, REMOVE BEFORE FLIGHT	1
2	G-1646	CLIP	1
3	J-5515	TARGET/ANTI-TARGET HANDLE	1
4	J-5519	ANTI-TARGET BASE	1
5	J-5522	DATA TAG, ANTI-TARGET (CLIP ON) ASSEMBLY W/HANDLE	1
6	G-1251-1010R	LOCKWASHER, #6 REGULAR	1
7	G-1250-1010N	FLATWASHER, #6 NARROW	1
8	G-1200-1010	NUT, HEX #6-32	1
9	G-1157-101003	SCREW, PAN HD RECESS, #6-32 X 3/8 LONG	1
10	H-1025	RING, SPLIT RETAINER	1
11	H-3685-11.0	MOD, ASSEMBLY LANYARD	2
12	H-1390	FERRULE	2

**Anti-Target (Stick) Assembly - Bombardier Learjet - G2032600001-004
Parts List**

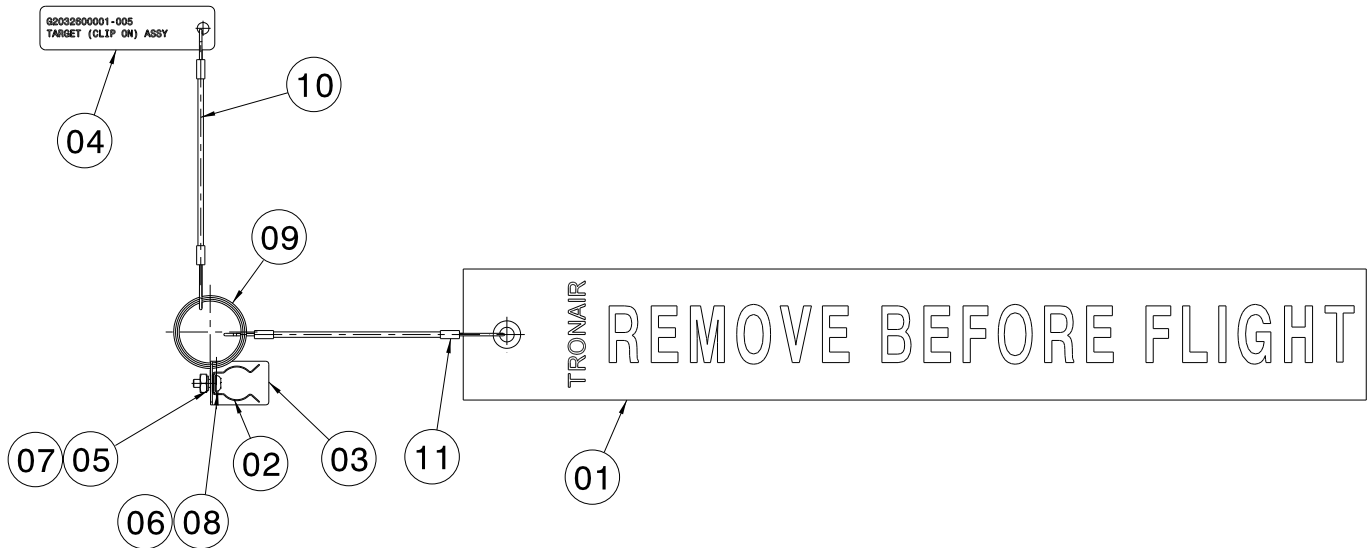
When ordering replacement parts/kits, please specify model, serial number and color of your unit.



Item	Part Number	Description	Qty
	K-4815	KIT, ANTI-TARGET (STICK) ASSY; consists of:	
1	B-160-01	BANNER, REMOVE BEFORE FLIGHT	1
2	J-5517	ANTI-TARGET (STICK)	1
3	J-5523	DATA TAG, ANTI-TARGET (STICK) ASSEMBLY	1
4	H-1025	RING, SPLIT RETAINER	1
5	H-3685-11.0	MOD, ASSEMBLY LANYARD	2
6	H-1390	FERRULE	2

Target (Clip On) Assembly - Bombardier Learjet - G2032600001-005 Parts List

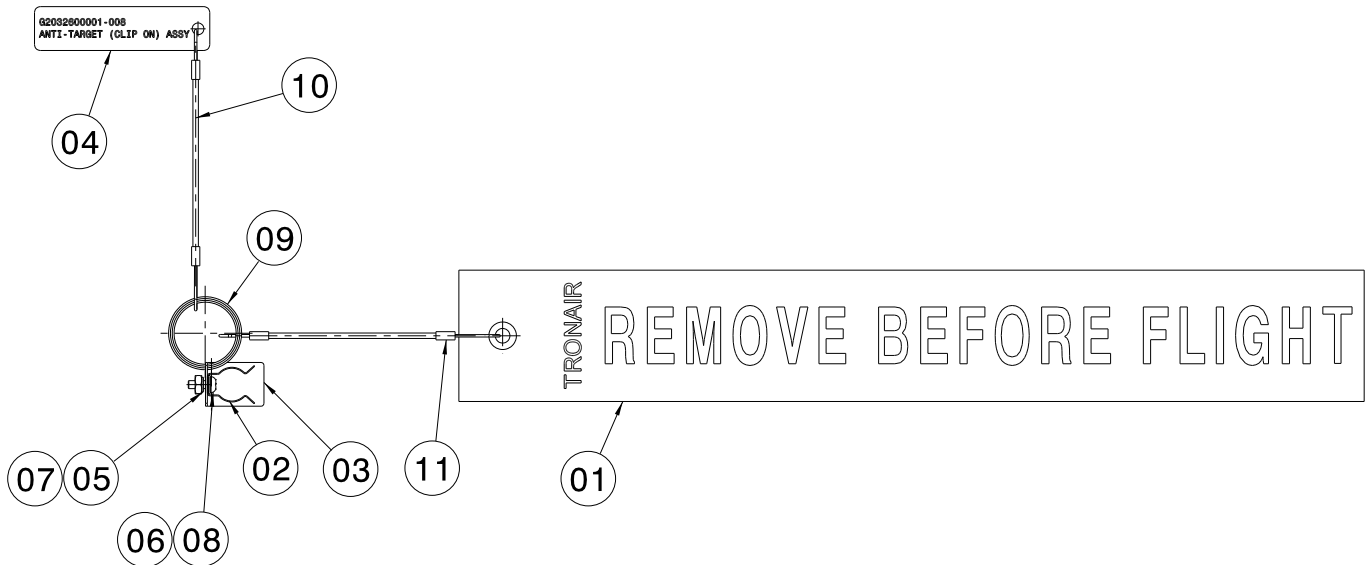
When ordering replacement parts/kits, please specify model, serial number and color of your unit.



Item	Part Number	Description	Qty
	K-4816	KIT, TARGET (CLIP-ON) ASSY; consists of:	
1	B-160-01	BANNER, REMOVE BEFORE FLIGHT	1
2	G-1646	CLIP	1
3	J-5518	TARGET BASE	1
4	J-5524	DATA TAG, TARGET (CLIP ON) ASSEMBLY	1
5	G-1251-1010R	LOCKWASHER, #6 REGULAR	1
6	G-1250-1010N	FLATWASHER, #6 NARROW	1
7	G-1200-1010	NUT, HEX #6-32	1
8	G-1157-101003	SCREW, PAN HD RECESS, #6-32 X 3/8 LONG	1
9	H-1025	RING, SPLIT RETAINER	1
10	H-3685-11.0	MOD, ASSEMBLY LANYARD	2
11	H-1390	FERRULE	2

Anti-Target (Clip On) Assembly - Bombardier Learjet - G2032600001-008
Parts List

When ordering replacement parts/kits, please specify model, serial number and color of your unit.



Item	Part Number	Description	Qty
	K-4817	KIT, ANTI-TARGET (CLIP-ON) ASSY; consists of:	
1	B-160-01	BANNER, REMOVE BEFORE FLIGHT	1
2	G-1646	CLIP	1
3	J-5519	ANTI-TARGET BASE	1
4	J-5525	DATA TAG, ANTI-TARGET (CLIP ON) ASSEMBLY	1
5	G-1251-1010R	LOCKWASHER, #6 REGULAR	1
6	G-1250-1010N	FLATWASHER, #6 NARROW	1
7	G-1200-1010	NUT, HEX #6-32	1
8	G-1157-101003	SCREW, PAN HD RECESS, #6-32 X 3/8 LONG	1
9	H-1025	RING, SPLIT RETAINER	1
10	H-3685-11.0	MOD, ASSEMBLY LANYARD	2
11	H-1390	FERRULE	2